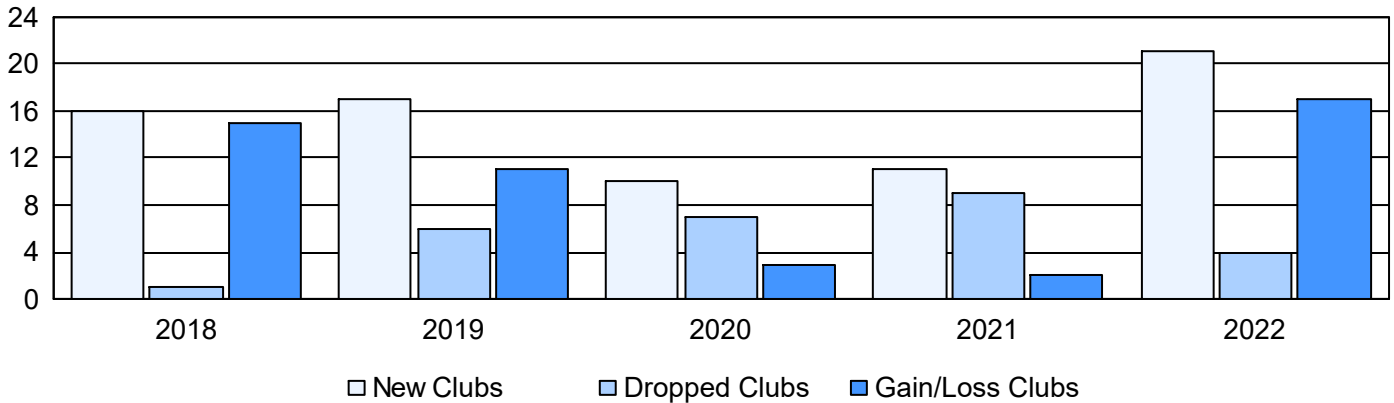
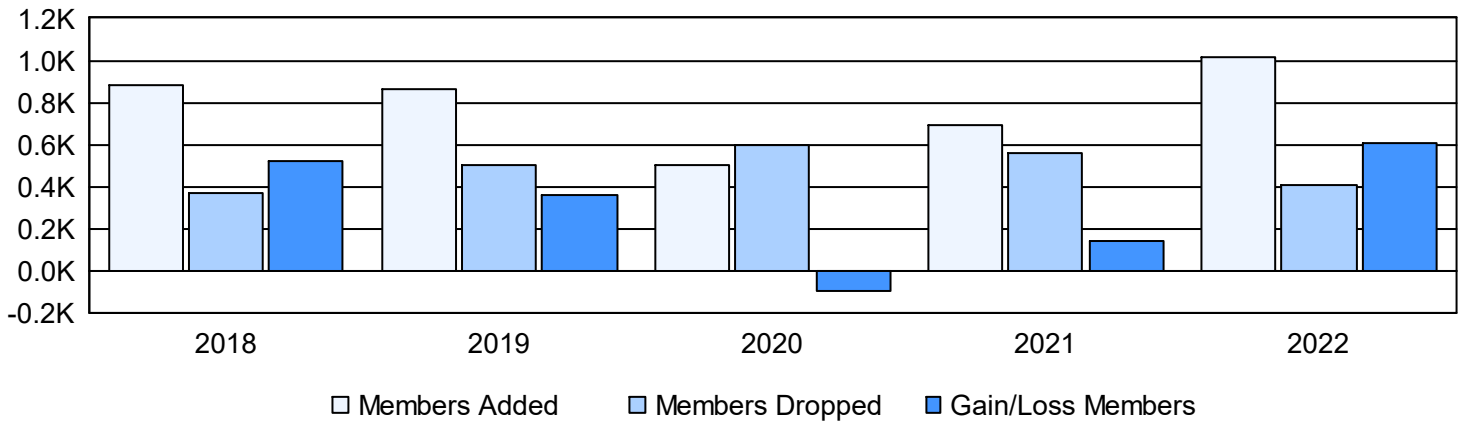


Year	New Clubs	Dropped Clubs	Gain/ Loss Clubs	New Members	Charter Members	Reinstate Members	Transfer Members	Total Member Added	Total Members Dropped	Gain/ Loss Members
2017-2018	16	1	15	417	439	25	5	886	370	516
2018-2019	17	6	11	301	528	28	4	861	499	362
2019-2020	10	7	3	194	270	29	7	500	599	-99
2020-2021	11	9	2	363	318	9	4	694	555	139
2021-2022	21	4	17	449	551	5	6	1,011	404	607
Average	15	5	10	345	421	19	5	790	485	305

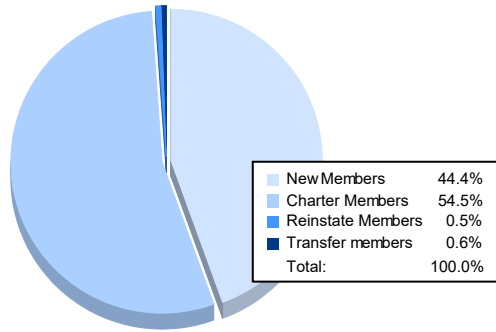
Clubs



Members



Membership Composition June 2022 Cumulative



Gender Composition June 2022 Cumulative

